

# Overvoltage Protection Unit

AD-ÜSE

## Description

The overvoltage-protection unit are built up in very sturdy aluminium, die-cast housings of protection type IP-65, and can protect up to 4 analogue signal wires or 2 power leads directly on site.

The two stage protection unit (coarse and fine protection) reacts very quickly and can shunt high currents. Limitation of the quadrature-axis component of the voltage, blow-out fuse and series inductance can be integrated as an option.

## Application

For protection up to 4 independent analogue signal wires against steep and energy rich overvoltage peaks. In the sturdy IP-65 housing for application locations with extreme weather conditions.



## Specification (each wire)

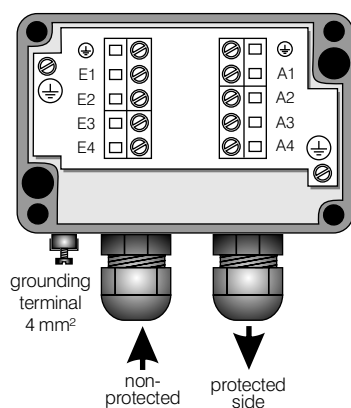
Construction type:	sturdy aluminium die-cast housing
Type of protection:	IP-65 (with screw joint PG 16)
max. number of wires:	4 signal-wires resp. 2 main-wire
Rated voltage:	22V / 30V / 48V
Protection voltage:	24V / 33V / 50V (others on request)
Limitation of the quadrature-axis component of the voltage:	(only with ÜSE 3x-xx) 24V / 33V / 50V (others on request)
Series resistance:	22 Ohm (1%) per wire
Max. nominal current:	100mA (with option L: 1A)
Discharge current (8/20):	10 kA
Reaction time:	<0,1 ns
Option "L":	series inductance 40µH instead of series resistance. (With higher series currents)
Option "S":	integral blow-out fuse for each wire
Option "D":	integral filter for pressure compensation

## Notes on installation

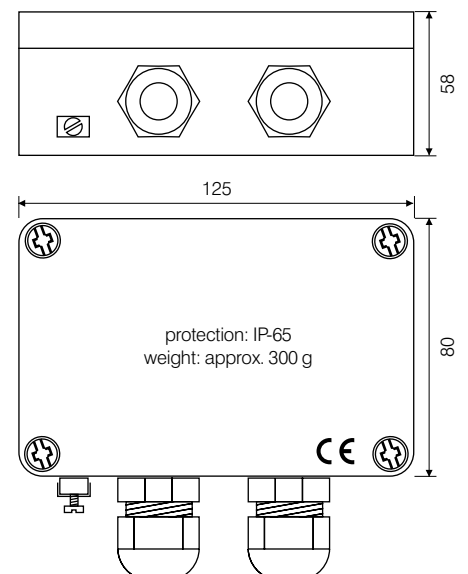
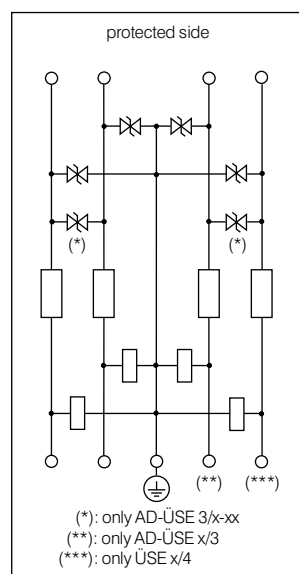
- Input side is there, where the overvoltage is expected. Output side points to the units to be protected.
- The earth connection must be connected directly to the marked terminal
- Capacitive and inductive couplings are to be avoided, i.e. do not lay out any unprotected leads next to protected leads

article report on the back side -->

## Connection and dimensions: AD-ÜSE 2 / AD-ÜSE 3



Connection data:  
 fine-wire: 4,0 mm<sup>2</sup>  
 single-wire: 4,0 mm<sup>2</sup>  
 screw connect: PG16  
 mounting hole: 113x52mm, M4



Printed 11/1997. We reserve the right for technical changes



**ADAMCZEWSKI**  
 Elektronische Messtechnik GmbH

Felix-Wankel-Str. 13  
 Tel. +49 (0)7046-875  
 vertrieb@ad-messtechnik.de

74374 Zaberfeld  
 Fax +49 (0)7046-7678  
 www.adamczewski.com

# Overvoltage protection unit

AD-ÜSE

## Article report of overvoltage protection unit AD-ÜSE

ÜSE	protection voltage (*)	type description	with limiting of the quadrature-axis component of the voltage	with integrated micro-fuse	with limiting of the quadrature-axis component of the voltage and micro-fuse
signal-line-protection for 2-wire system	protection level 24V	AD-ÜSE 2/2-24	AD-ÜSE 3/2-24	AD-ÜSE 2/2-24-S	AD-ÜSE 3/2-24-S
	protection level 33V	AD-ÜSE 2/2-33	AD-ÜSE 3/2-33	AD-ÜSE 2/2-33-S	AD-ÜSE 3/2-33-S
	protection level 50V	AD-ÜSE 2/2-50	AD-ÜSE 3/2-50	AD-ÜSE 2/2-50-S	AD-ÜSE 3/2-50-S
signal-line-protection for 3-wire system	protection level 24V	AD-ÜSE 2/3-24	AD-ÜSE 3/3-24	AD-ÜSE 2/3-24-S	AD-ÜSE 3/3-24-S
	protection level 33V	AD-ÜSE 2/3-33	AD-ÜSE 3/3-33	AD-ÜSE 2/3-33-S	AD-ÜSE 3/3-33-S
	protection level 50V	AD-ÜSE 2/3-50	AD-ÜSE 3/3-50	AD-ÜSE 2/3-50-S	AD-ÜSE 3/3-50-S
signal-line-protection for 4-wire system	protection level 24V	AD-ÜSE 2/4-24	AD-ÜSE 3/4-24	AD-ÜSE 2/4-24-S	AD-ÜSE 3/4-24-S
	protection level 33V	AD-ÜSE 2/4-33	AD-ÜSE 3/4-33	AD-ÜSE 2/4-33-S	AD-ÜSE 3/4-33-S
	protection level 50V	AD-ÜSE 2/4-50	AD-ÜSE 3/4-50	AD-ÜSE 2/4-50-S	AD-ÜSE 3/4-50-S
DC main-line protection	protection level 24V	AD-ÜSE 2/24-L	AD-ÜSE 2/24-L	AD-ÜSE 2/24-L-S	AD-ÜSE 2/24-L-S
	protection level 48V	AD-ÜSE 2/48-L	AD-ÜSE 2/48-L	AD-ÜSE 2/48-L-S	AD-ÜSE 2/48-L-S
	protection level 60V	AD-ÜSE 2/60-L	AD-ÜSE 2/60-L	AD-ÜSE 2/60-L-S	AD-ÜSE 2/60-L-S
AC main-line protection	protection level 230V	AD-ÜSE 230			

(\*) other protection-voltage from 5-90 V possible



**ADAMCZEWSKI**  
Elektronische Messtechnik GmbH

Felix-Wankel-Str. 13  
Tel. +49 (0)7046-875  
vertrieb@ad-messtechnik.de

74374 Zaberfeld  
Fax +49 (0)7046-7678  
www.adamczewski.com