


Indicator Light

AD-LM 16 FE

Description

The signal lamp/fault indicator AD-LM 16 FE, for mounting at the front of the control panel, informs about errors or operating conditions via max. 16 LED signal transmitter. The lamps are equipped with red, green or yellow LEDs, mounted on plug bases. These can be exchanged after removing the front plate (other colours on request). To test their readiness for operation, a lamp test can be carried out at any time through pressing on the front panel, whereby all LEDs light up simultaneously. All messages can be labelled with the aid of inserted strips (i.e. paper, foil etc.).



Specific characteristics

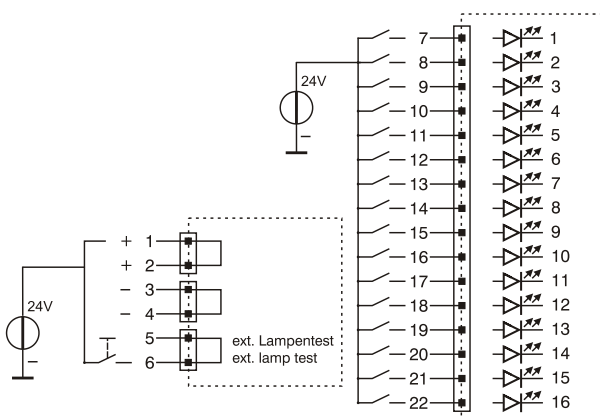
- LED colours: green, yellow, orange, white, blue, red

Business data

Order number

AD-LM 16 FE

Block and wiring diagram



Technical specifications

Input

Input	10 ... 30 V DC
Input power at 10V	< 80 mW per input
Input power at 30V	< 350 mW per input

Housing

Dimensions (WxHxD)	96x96x71mm
Manner of fastening	Panel-mount-case
Front panel cut out	92x92mm
Connection method	Abziehbare Klemmen
Protection class front plate	IP 40
Protection class connection	IP 20
Weight	260 g

Environmental conditions

Ambient temperature	-10 ... 50 °C
Storage and transport	-10 ... 70 °C (no condensation)

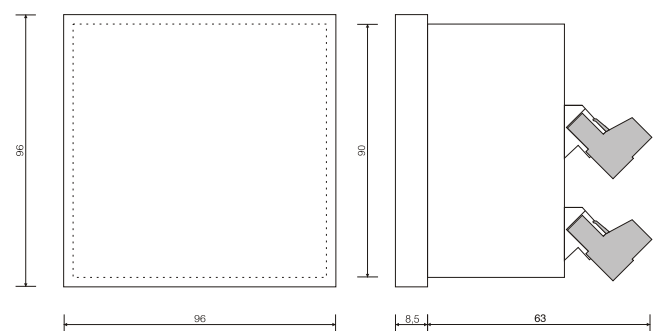
EMC

Product family standard	EN 61326-1
Emitted interference	EN 55011, CISPR11 Cl. B, Gr. 1

Electrical safety requirements

Product family standard	EN 61010-1
-------------------------	------------

Dimensions



ADAMCZEWSKI
Elektronische Messtechnik GmbH

Page 1/1

Printed 24.05.2023 We reserve the right for technical changes.

Felix-Wankel-Str. 13
Tel. +49 (0)7046-875
vertrieb@ad-messtechnik.de

74374 Zaberfeld
Fax +49 (0)7046-7678
www.adamczewski.com